

## Profile Rail Brake, Generation II

Nexen's RB Series of linear profile guide rail brakes uses spring force to secure the load in holding applications. Superior response time and high force for stopping and holding in e-stop and power-off situations. Each RB brake clamps directly onto the center of the guide rail to provide positive braking and holding in all axes, with no effect on bearing surfaces. These profile rail brakes hold position accurately by reducing drive train backlash and elasticity.

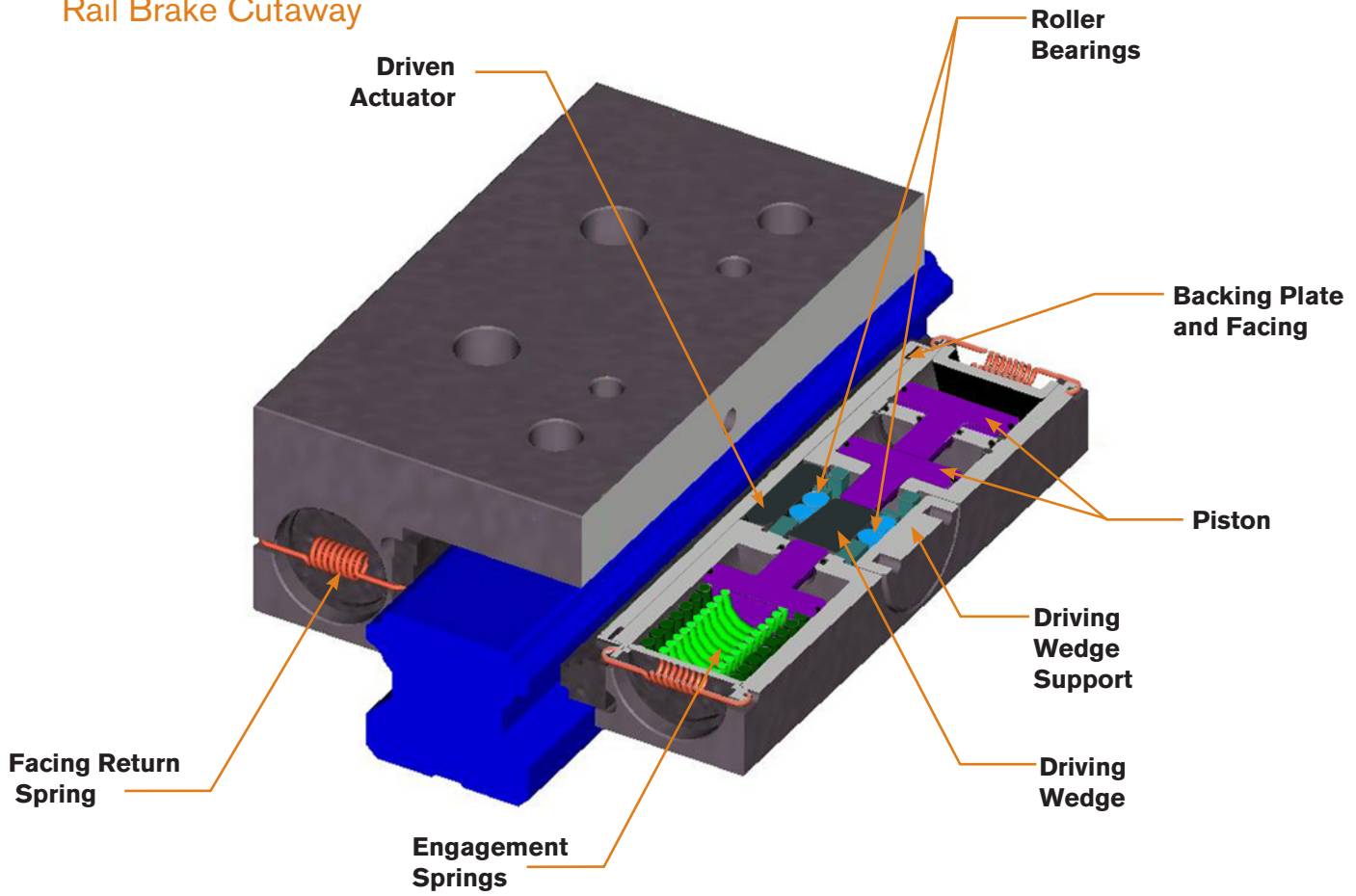
Nexen's RB Series is engineered for dependable performance. With a revolutionary set of patent pending features, the RB Series provides an industry leading braking solution for linear profile guide rails. If personnel safety is required, an unrelated, redundant safety system is recommended.



- Large friction facing contact area for consistent performance and low rail wear
- Field serviceable friction facing replacement
- Ideal for power-off, e-stop and holding applications
- Low backlash for accurate position holding
- Brake geometry is similar to linear bearing cassettes for easy installation
- Provides stiffness and eliminates vibration in linear drives
- Large clearance between brake and rail compensates for installation misalignment
- No lubrication or periodic maintenance required
- Models available to fit most common profile guide rails
- Highest spring engaged / air released holding force on the market
- Static holding cycle life in excess of one million cycles



## Rail Brake Cutaway



## Rail Brake Product Numbers by Rail Type

Rail/Carriage Manufacturer	Rail Type	RB15	RB20	RB25	RB30	RB35	RB45
FESTO	FESTO	N/A <sup>3</sup>	N/A <sup>3</sup>	N/A <sup>3</sup>	N/A <sup>3</sup>	N/A <sup>3</sup>	N/A <sup>3</sup>
Hiwin	HGR <sup>1</sup>	968179 <sup>4</sup>	968178	968161	968107 <sup>3</sup>	968174	968181
IKO	LWH	968132	968127	968158	968115 <sup>3</sup>	968171	968184
	LRX	968134	968129	968160	968116 <sup>3</sup>	968173	968182
	LWE	968133	968128	968159	968117 <sup>3</sup>	968172	968183
INA	KUSE	N/A	968148	968154	968118 <sup>3</sup>	968167	968194
	KUVE	N/A	968143	968155	968108 <sup>3</sup>	968168	968195
NOOK	N/A	N/A <sup>3</sup>	N/A <sup>3</sup>	N/A <sup>3</sup>	N/A <sup>3</sup>	N/A <sup>3</sup>	N/A <sup>3</sup>
NSK	LS	968138	968144	968156	968119 <sup>3</sup>	968169	N/A <sup>3</sup>
	LH	968131	968125	968157	968120 <sup>3</sup>	968170	968185
SBG	N/A	N/A <sup>3</sup>	N/A <sup>3</sup>	N/A <sup>3</sup>	N/A <sup>3</sup>	N/A <sup>3</sup>	N/A <sup>3</sup>
Schneeberger	MR	N/A	N/A <sup>3</sup>	968162	N/A <sup>3</sup>	N/A <sup>3</sup>	N/A <sup>3</sup>
SKF	LLRHS..A	968139	968146	968152	968105	968165	N/A <sup>3</sup>
	LLRHS..LA	968139	968146	968153	968105	968165	N/A <sup>3</sup>
	LLRHS..SA	968139	968146	968153	968105	968165	N/A <sup>3</sup>
STAR	1605	968139	968146	968152	968105	968165	968187
	1607	968139	968146	968152	968105	968165	968187
	1645	968139	968146	968152	968105	968165	968187
	1647	968139	968146	968152	968105	968165	968187
	1805	N/A	N/A <sup>3</sup>	968153	N/A <sup>3</sup>	968166	N/A <sup>3</sup>
	1807	N/A	N/A <sup>3</sup>	968153	N/A <sup>3</sup>	968166	N/A <sup>3</sup>
THK	HSR	968135 <sup>4</sup>	968145	968130	968102	968101	968193
	SHS	968141 <sup>4</sup>	968147	968150	968106 <sup>3</sup>	968163	968190
	SRG	968136	968142	968126	968114 <sup>3</sup>	968164	968192
	SR <sup>1</sup>	968177 <sup>4</sup>	968180	968151	968113 <sup>3</sup>	968176	N/A <sup>3</sup>

## Specifications

Model	Holding Force (minimum)	Backlash at Full Brake Force (maximum)	Release Pressure (minimum)	Starting Engagement Time <sup>2</sup>	Mass (average)
RB15	500 N [112 lbs]	Up to 0.10 mm [0.004 in]	5.5 bar [80 psi]	0.049 sec.	0.41 Kg [0.904 lbs]
RB20	800 N [180 lbs]	Up to 0.13 mm [0.005 in]	5.5 bar [80 psi]	0.044 sec.	0.62 Kg [1.367 lbs]
RB25	1000 N [225 lbs]	Up to 0.20 mm [0.008 in]	5.5 bar [80 psi]	0.050 sec.	0.84 Kg [1.86 lbs]
RB30	1300 N [292 lbs]	Up to .020 mm [0.008 in]	5.5 bar [80 psi]	0.070 sec	1.54 Kg [3.40 lbs]
RB35	1600 N [360 lbs]	Up to 0.20 mm [0.008 in]	5.5 bar [80 psi]	0.070 sec.	2.04 Kg [4.50 lbs]
RB45	2600 N [585 lbs]	Up to 0.20 mm [0.008 in]	5.5 bar [80 psi]	0.080 sec.	3.48 Kg [7.68 lbs]

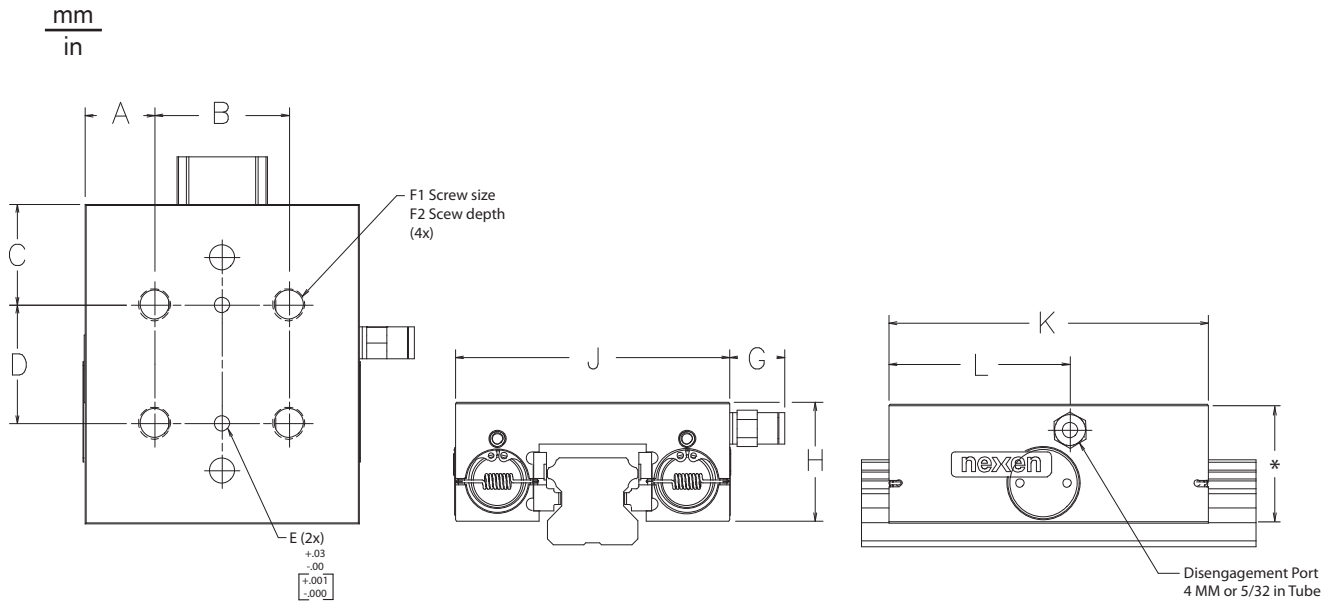
<sup>1</sup> Rail brake holding forces are 10% less than show above when used with THK, "SR" and Hiwin "HGR" rail types.

<sup>2</sup> Average, full engagement time with up to 2 meters length of 4mm, polyurethane tube, and 1.4 C<sub>v</sub>, 24 volt directional control valve and no quick exhaust.

<sup>3</sup> Contact Nexen for Availability.

<sup>4</sup> RB15 product numbers 968135, 968177 and 968179 have a holding force of 400 N [90 lbs].

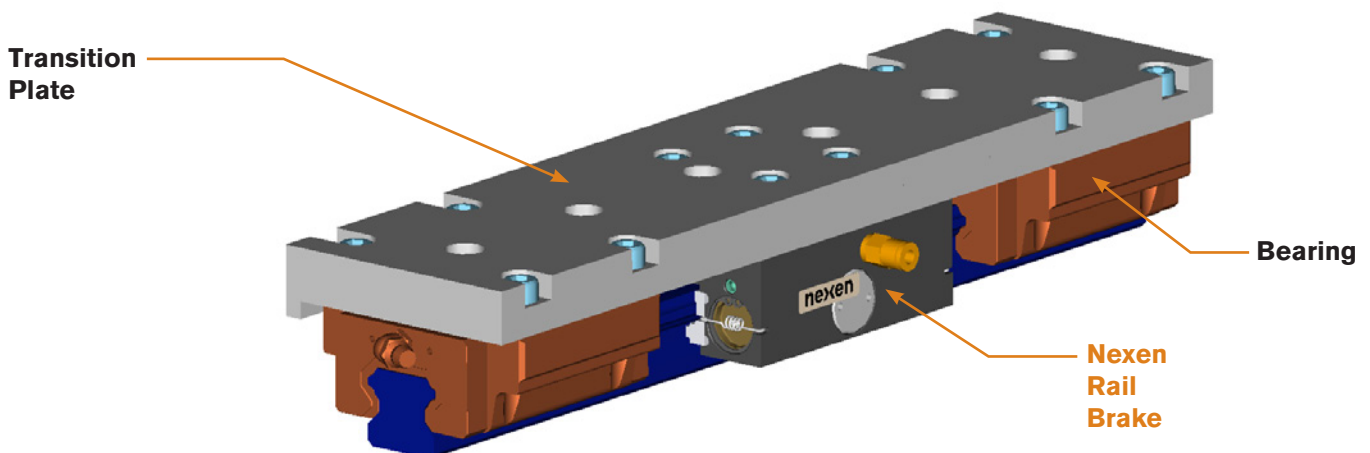
## Profile Rail Brake, Approximate Dimensions



Model	A	B	C	D	øE	F1	F2	G	H	J	K	L	Threaded Port
RB15B	14.25 [0.561]	26.00 [1.024]	20.50 [0.807]	26.00 [1.024]	3.00 [0.118]	M5 x 0.8-6H	5.20 [0.210]	13.90 [0.550]	21.00 [0.827]	54.50 [2.146]	67.00 [2.640]	41.00 [1.610]	M5 x 0.8-6H
RB20B	17.25 [0.679]	30.00 [1.181]	23.50 [0.930]	30.00 [1.181]	4.00 [0.157]	M6 x 1.00-6H	7.20 [0.280]	13.90 [0.550]	25.50 [1.004]	64.50 [2.539]	77.00 [3.030]	45.00 [1.770]	M5 x 0.8-6H
RB25B	17.75 [0.699]	34.00 [1.339]	25.50 [1.000]	30.00 [1.181]	4.00 [0.157]	M8 x 1.25-6H	9.00 [0.340]	13.90 [0.550]	30.00 [1.181]	69.50 [2.736]	80.90 [3.190]	45.90 [1.810]	M5 x 0.8-6H
RB30B	8.75 [0.344]	72.00 [2.835]	24.00 [0.940]	52.00 [2.047]	6.00 [0.236]	M10 x 1.5-6H	9.00 [0.350]	13.90 [0.550]	35.00 [1.378]	89.50 [3.524]	100.00 [3.937]	48.00 [1.890]	M6 x 1.0-6H
RB35B	8.75 [0.344]	82.00 [3.228]	22.00 [0.870]	62.00 [2.441]	6.00 [0.236]	M10 x 1.5-6H	9.00 [0.350]	13.90 [0.550]	40.00 [1.575]	99.50 [3.917]	106.00 [4.173]	52.20 [2.055]	M6 x 1.0-6H
RB45B	27.25 [1.073]	65.00 [2.559]	28.50 [1.120]	70.00 [2.756]	6.35 [0.250]	M12 x 1.75-6H	14.00 [0.550]	13.90 [0.550]	50.00 [1.969]	119.50 [4.705]	127.00 [5.000]	63.20 [2.49]	M6 x 1.0-6H

\*See sales drawing found on Nexen's website.

### Typical Mounting Arrangement



# Rail Brake Sample Calculations for Emergency Stops

## SAMPLE DATA

Brake Model	Brake Force (F)	Brake Engagement Time (t <sub>e</sub> )	Acceleration of Gravity (g)	Mass of Load (m)	Load Velocity (V)
RB25	1000 N	0.050 seconds	9.8 m/s <sup>2</sup>	45.4 kg	0.50 m/s

### HORIZONTAL TRAVEL (X and Y axis)

Dynamic Stopping Time (in seconds)

$$t_s = \frac{m \cdot V}{F}$$

$$t_s = \frac{45.4 \cdot 0.50}{1000} = 0.023 \text{ seconds}$$

Stopping Distance (in meters) at full brake force

$$d_s = \frac{0.5 \cdot m \cdot V^2}{F}$$

$$d_s = \frac{0.5 \cdot 45.4 \cdot 0.50^2}{1000} = 0.006 \text{ meters}$$

Distance of Travel During Brake Engagement

$$d_e = V \cdot t_e$$

$$d_e = 0.5 \cdot 0.050 = 0.025 \text{ meters}$$

**Total Travel Distance**

$$d_T = d_s + d_e$$

$$d_T = 0.006 + 0.025 = 0.031 \text{ meters or } 31 \text{ mm}$$

In this example, the load will travel 31 mm [1.22 in] from the time the RB25 engages until the system is brought to a complete stop.

### VERTICAL TRAVEL (Z axis)

Dynamic Stopping Time

$$t_s = \frac{m \cdot (g \cdot t_e + V)}{[F - (m \cdot g)]} + t_e$$

$$t_s = \frac{45.4 \cdot (9.8 \cdot 0.050 + 0.50)}{[1000 - (45.4 \cdot 9.8)]} + 0.050 = 0.131 \text{ seconds}$$

Stopping Distance (d<sub>s</sub>) at full brake force

$$\text{Step A} = 0.5 \cdot (t_e^2) \cdot g + 2 \cdot V \cdot t_e$$

$$d_1 = 0.5 \cdot (.050^2) \cdot 9.8 + 2 \cdot .5 \cdot .050 = 0.0373$$

$$\text{Step B} = 0.5 \cdot [(t_e \cdot g) + V] \cdot (t_s - t_e)$$

$$d_2 = 0.5 \cdot [(0.050 \cdot 9.8) + 0.5] \cdot (0.131 - 0.050) = 0.400$$

**Total Travel Distance**

$$d_T = d_1 + d_2$$

$$d_T = 0.0373 + 0.400 = 0.4373 \text{ meters or } 437.3 \text{ mm}$$

In this example, the load will travel 77 mm [3.03 in] from the time the RB25 engages until the system is brought to a complete stop.

In accordance with Nexen's established policy of constant product improvement, the specifications contained in this document are subject to change without notice. Technical data listed in this document are based on the latest information available at the time of printing and are also subject to change without notice. For current information, please consult [www.nexengroup.com](http://www.nexengroup.com)

# nexen®

Nexen Group, Inc.  
560 Oak Grove Parkway  
Vadnais Heights, MN 55127

800.843.7445  
Fax: 651.286.1099  
[www.nexengroup.com](http://www.nexengroup.com)

Nexen has sales offices throughout the United States, Europe, Japan, and Australia.