

“Solving Tomorrows Machine Control Challenges Today”



# Indraworks Tips and Tricks

## December 22, 2009


*Hydraulic | Pneumatic | Lubrication | Mechanical | Electrical | Process | Integration*



- ▶ F1- Help
- ▶ F2- Lookup Variables, etc.
- ▶ Alt-F7- Force Contact on or off in PLC logic
- ▶ To add a contact next to a block- click at the closest point to the left of the function block
- ▶ Visualization Mode
  - ▶ Display a real value such as position, torque, etc on the screen. Position `%.3F`, Velocity `%.3F.`, etc. The number and F defines how places past the decimal to display


# Indradrive MLD Ladder Examples

## ▶ Drive Power On



# Indradrive MLD Ladder Examples

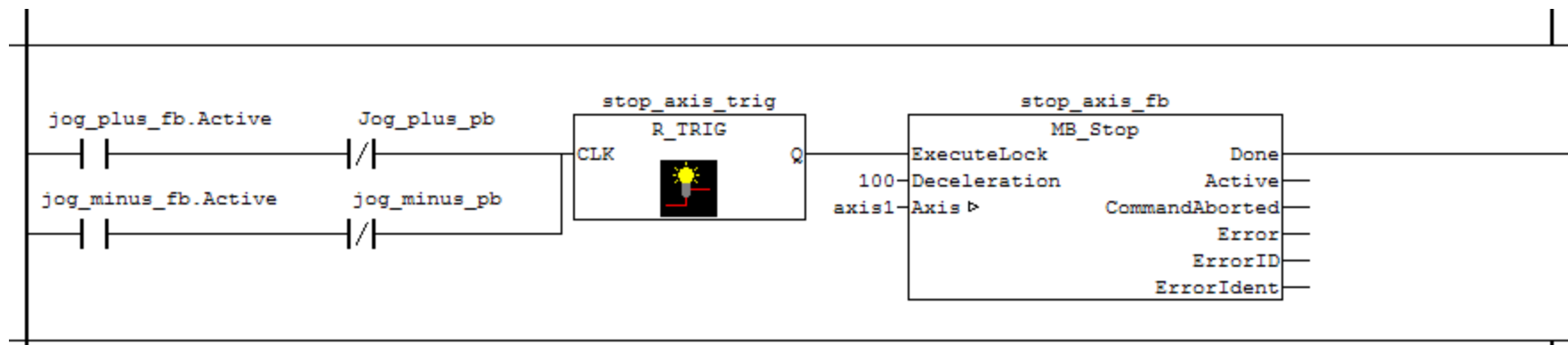
## ▶ Jog Mode



# Indradrive MLD Ladder Examples


## ▶ JOG Control

- ▶ Allows control of forward and reverse jog buttons



# Indradrive MLD Ladder Examples

## ► Absolute Position Move



# Indradrive- MLD Ladder Examples

- ▶ Display Position, Velocity, and Torque Information in Ladder

